



TATA POWER-DDL

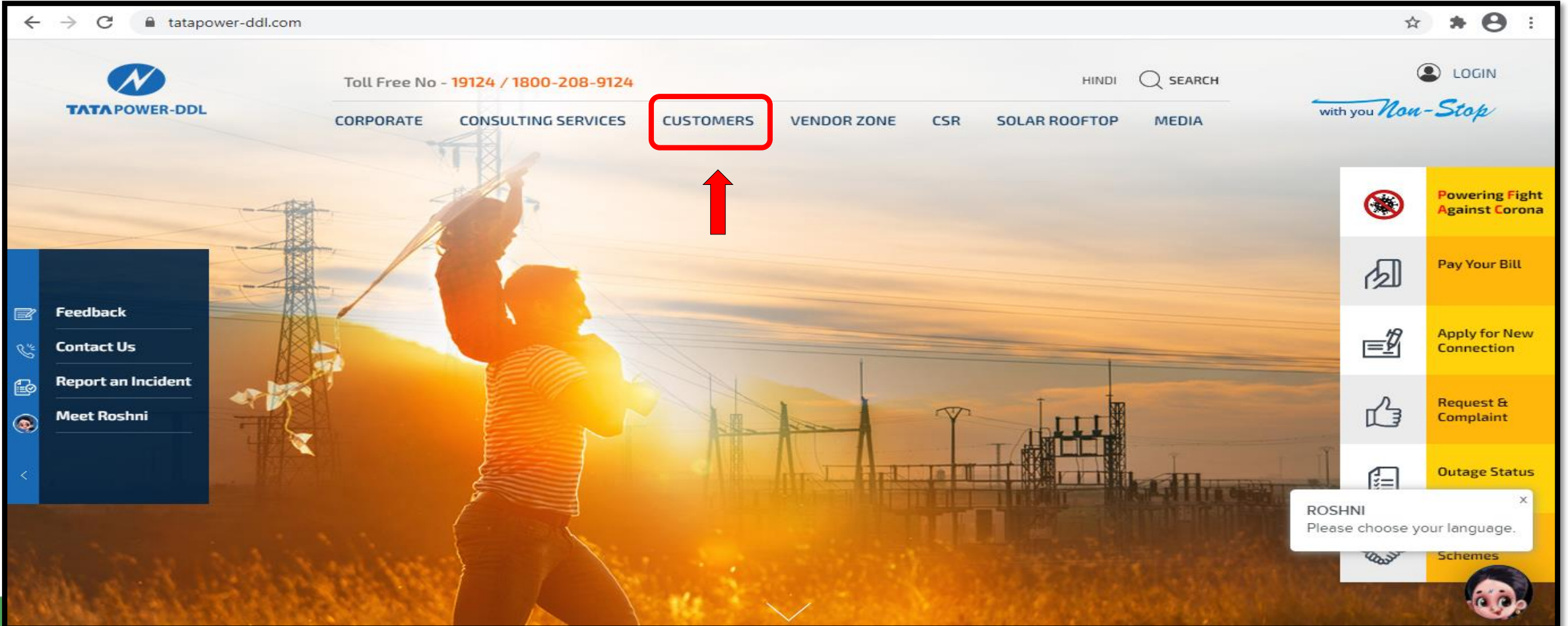
Towards a *Greener* Tomorrow

Application Guide for Energy Efficient Products

Procedure to Apply for Energy Efficient Products

Step 1: Login at www.tatapower-ddl.com.

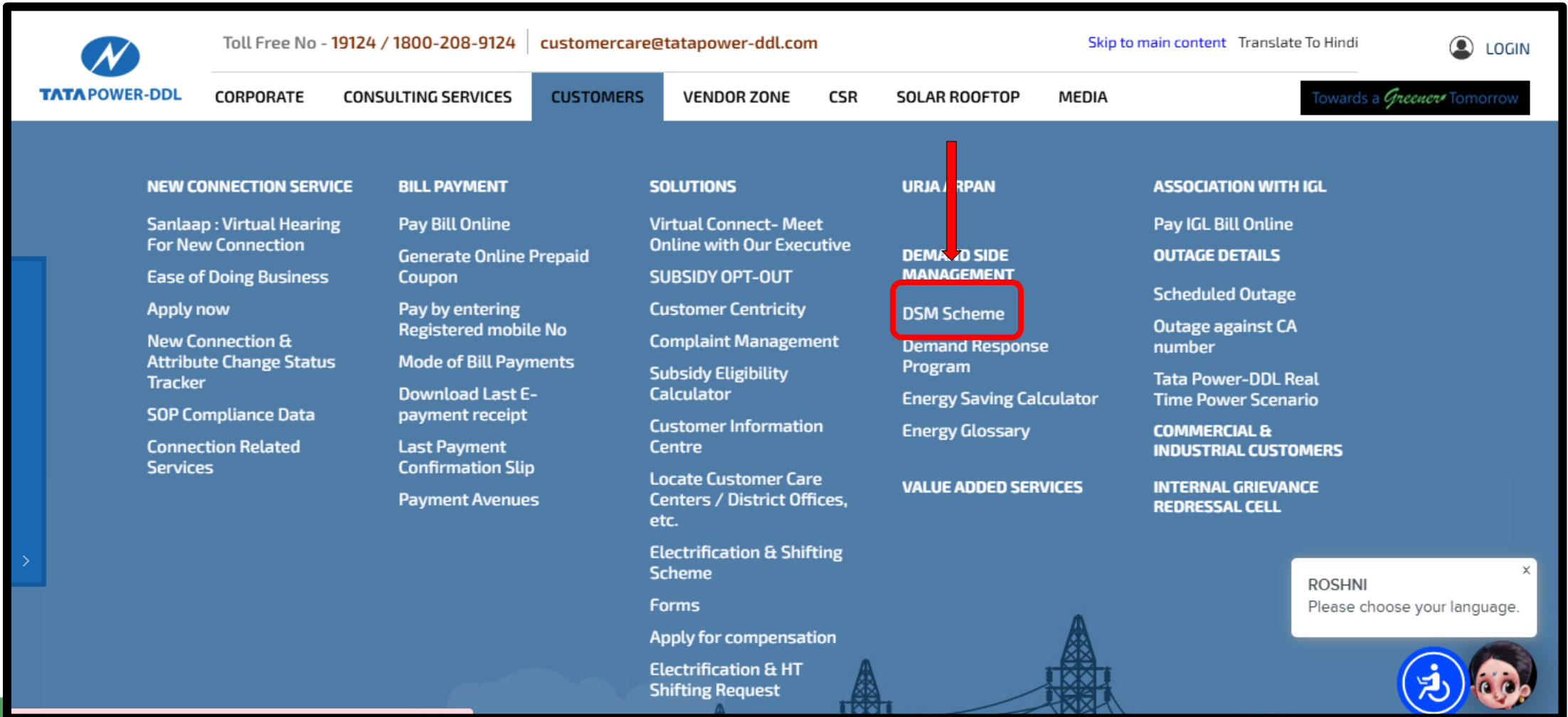
Step 2: Click the “**Customer section**” on home page.



The screenshot shows the TATA POWER-DDL website home page. The navigation bar includes the following items: CORPORATE, CONSULTING SERVICES, CUSTOMERS (highlighted with a red box and a red arrow), VENDOR ZONE, CSR, SOLAR ROOFTOP, and MEDIA. The page also features a sidebar on the left with links for Feedback, Contact Us, Report an Incident, and Meet Roshni. On the right side, there is a vertical menu with options: Powering Fight Against Corona, Pay Your Bill, Apply for New Connection, Request & Complaint, and Outage Status. A notification box for ROSHNI is visible at the bottom right, asking the user to choose their language.

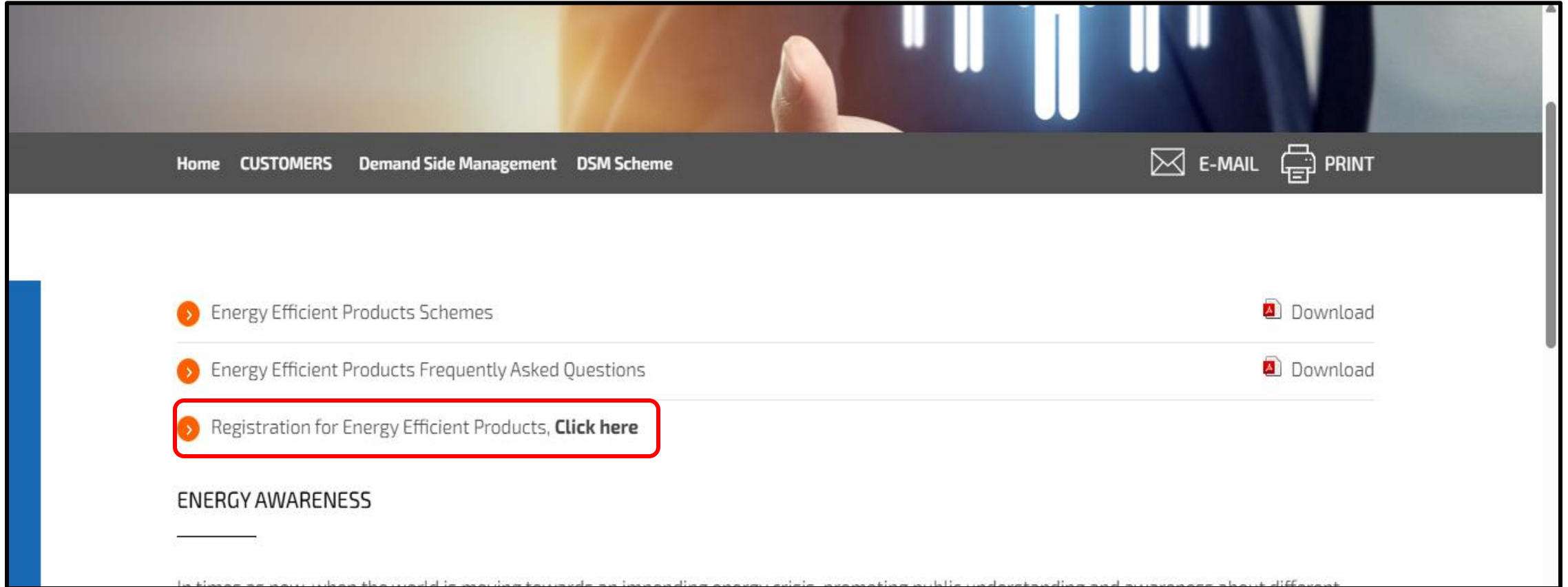
Procedure to Apply for Energy Efficient Products

Step 3: Click on “**DSM Scheme**” option.



The screenshot shows the Tata Power-DDL website interface. At the top, there is a header with the logo, contact information (Toll Free No - 19124 / 1800-208-9124, customercare@tatapower-ddl.com), and navigation links (Skip to main content, Translate To Hindi, LOGIN). Below the header is a main navigation menu with categories: CORPORATE, CONSULTING SERVICES, CUSTOMERS, VENDOR ZONE, CSR, SOLAR ROOFTOP, and MEDIA. The 'CUSTOMERS' category is selected, and a dropdown menu is displayed. The 'DEMAND SIDE MANAGEMENT' section is highlighted, and the 'DSM Scheme' option is circled in red. A red arrow points to this option. Other options in the dropdown include NEW CONNECTION SERVICE, BILL PAYMENT, SOLUTIONS, URJA RUPAN, ASSOCIATION WITH IGL, and others. At the bottom right, there is a 'ROSHNI' notification box and accessibility icons.

Step 4: click on **Registration for energy efficient products**, enter CA number and click on “**Validate CA no.**” to proceed



Step 5: Enter CA number and click on “**Validate CA no.**” to proceed

FOR EXISTING AVAILABLE SCHEME – DISCOUNT BASED ENERGY EFFICIENT PRODUCT FOR ALL CUSTOMERS

To update the contact details against your CA number, please [Click Here](#).

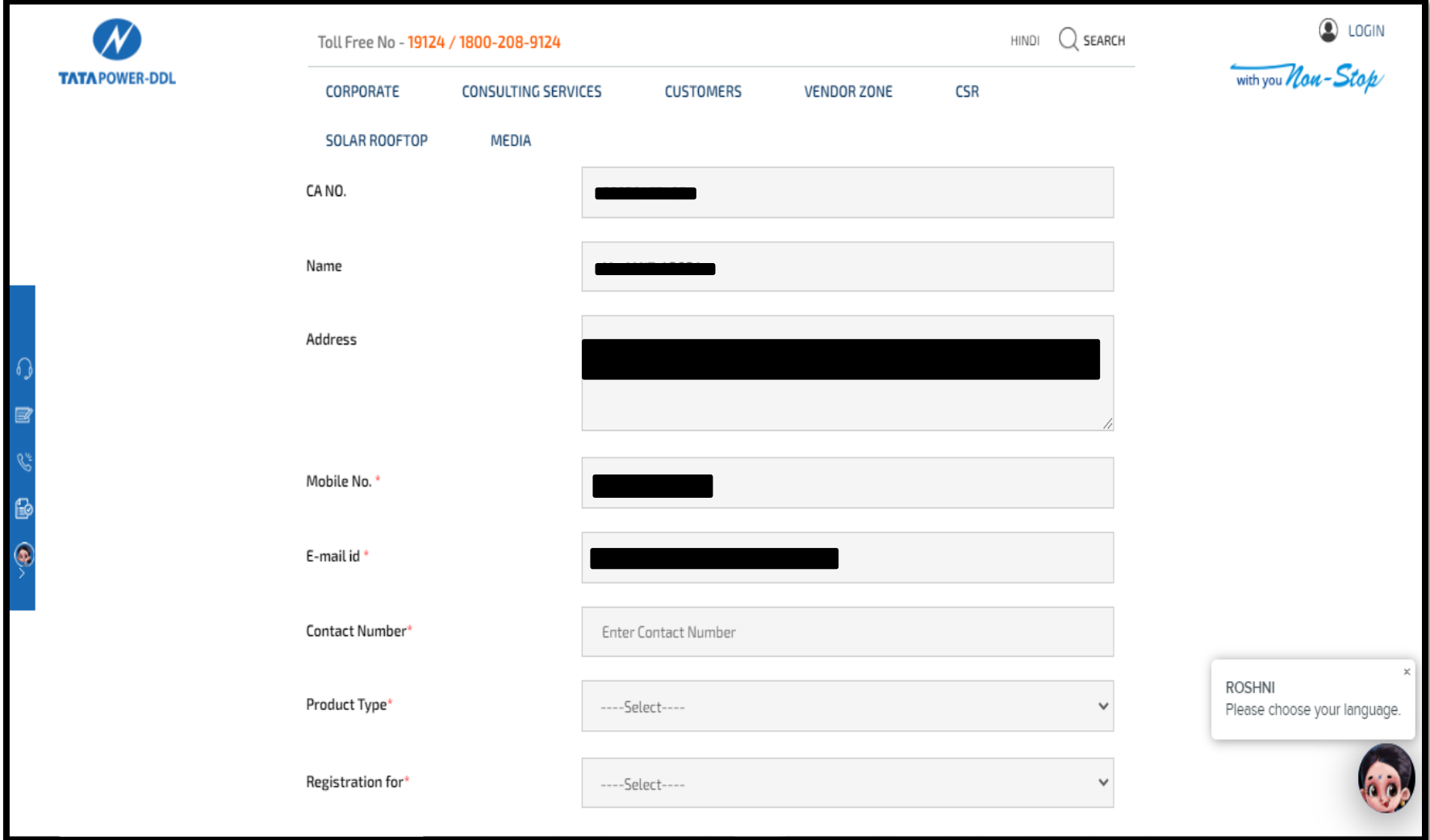
CA NO. *

" Only consumers who have permanent, post-paid and active connection can apply for Energy Efficient Product Scheme. Request submitted against temporary, pre-paid & inactive connections will not be accepted."

"Disclaimer: The information contained on this section including pricing, products and specifications is subject to change. Tata Power-DDL strives to provide accurate information and makes no representations or warranties of any kind, express or implied, about the features, qualities, services and offers as it is being passed on to Tata Power-DDL by associated OEMs, Agencies or Vendors."

Step 6: Personal Details

- All the fields marked with asterisk (*) are mandatory to be filled.
- Except the tabs of “Contact number”, “Fan make” and “Registration for” all tabs are non-editable, appropriate value come automatically.
- Select one drop down value under “**Product Type**” and “**Registration for**” tab.




The screenshot shows the TATA POWER-DDL website interface. At the top, there is a header with the logo, toll-free number (19124 / 1800-208-9124), language options (HINDI), a search bar, and a LOGIN button. Below the header are navigation tabs: CORPORATE, CONSULTING SERVICES, CUSTOMERS, VENDOR ZONE, and CSR. Underneath these are sub-tabs: SOLAR ROOFTOP and MEDIA. The main form area contains several input fields: CA NO., Name, Address, Mobile No. *, E-mail id *, Contact Number*, Product Type*, and Registration for*. The Contact Number, Product Type, and Registration for fields are dropdown menus. A language selection popup is visible in the bottom right corner, showing 'ROSHNI Please choose your language.' with a close button (x) and a cartoon character icon.


Procedure to Apply for Energy Efficient Products

Step 7:

Under the “**Product Type tab**”, Select BLDC Fan to purchase.

Under “**Registration for tab**”, Select brand of the BLDC Fan.

Product Type* 

Registration for* 

Select	Model Name	Wattage	MRP (Rs.)	Discount Price (Rs)	DISCOUNT (in %)	Buy Back Rs.	Additional Rebate (in Rs.)	Final Offer Price (in Rs.)	After Rebate Discount
<input type="radio"/>	EPC41228RG (Regulator)	28 watt	5275	3009	43%	200	600	2209	58%
<input type="radio"/>	EPC41228RM (Remote)	28 Watt	5275	3009	43%	200	600	2209	58%

Quantity*

Please Note: Details mentioned in the table are for illustration purpose only

Step 8

- Tick the checkbox to select the **Model**
- Check the contact number and email Id before submitting the request and then click on “**Submit**”.

“After successful submission of details, a notification number will be generated”.

Product Type* BLDC Fan ▼

Registration for* Atomberg ▼

Select	Model Name	Wattage	MRP (Rs.)	Discount Price (Rs)	DISCOUNT (in %)	Buy Back Rs.	Additional Rebate (in Rs.)	Final Offer Price (in Rs.)	After Rebate Discount
<input checked="" type="radio"/>	EPC41228RG (Regulator)	28 watt	5275	3009	43%	200	600	2209	58%
<input type="radio"/>	EPC41228RM (Remote)	28 Watt	5275	3009	43%	200	600	2209	58%

Quantity* 1

Procedure to Apply for Energy Efficient Products

Step 9: Kindly upload the required documents in PDF format and click on the “Submit” tab to proceed.

Please upload the following documents :

Government-issued valid photo ID proof of the Registered Customer in pdf format only (Mandatory).

Paid copy of the latest electricity bill in pdf format only(Mandatory).

Ownership proof in pdf format only (if the applicant / user is other than the Registered Customer).

1) ID Proof: No file chosen

2) Electricity Bill: No file chosen

3) Ownership Proof: No file chosen

UPLOAD DOCUMENTS

After successful submission of details and required documents, a reference number will be generated



TATA POWER-DDL

Towards a *Greener* Tomorrow

Thank You